




The Underground Mystery

You are members of the underground in Israel before the establishment of the State of Israel. Your goal is to drive out the British from the land and establish a Jewish state.

In preparation for an upcoming operation you are planning, you must enter the room of a British commander and take a letter on his desk containing important details for the planning of the operation.

Notice! On the table there are five letters, but you can only take one, so as not to arouse suspicion. To know which letter you must take, your companions in the underground left you clues and riddles, so you will not make a mistake. Every riddle is about an event or a major issue in the lives of the members of the underground. Once you get to the right letter, you can open it and reveal its content.

Get started! The members of the underground are counting on you-



702110

With the riddles in front of you, you can solve the mystery and discover which is the right letter. In front of you are pages with the clues. Every clue has its own title to help you navigate between the different clues.

Instructions:

1. Start on the clue page where it says- "Beginning".
2. Every clue will take you to a different page, but only if you answered the riddle correctly!
If you make a mistake you will end up on the wrong page.
The clues and page references that are not correct can only confuse you.
3. After solving each riddle you will receive an answer which you must find on the attached page of hints. To every answer two things will be added-
 1. A clue for the next riddle.
 2. A reference to the right page.
4. Solving the last riddle and finding it on the page of hints will tell you what the right letter is!

What is in the kit?

Seven riddles, a page of hints, and a page of answers.

Slik




"Slik" is an underground hideout for weapons and secret documents. During the British mandate in Israel, the underground movements built "sliks" across the country to provide protection to the different settlements in Israel. In fact, every settlement had a "slik" with a certain number of weapons. Help the members of the underground count the supply of weapons in the "slik" ..



Smugglings

The communication between the underground movements and the prisoners took place secretly. The soldiers smuggled explosives, which would be used in the future to escape from the prison, using double-bottomed jars of jam in which the explosives were hidden.

Help the members of the underground assemble the jars of jam
so they can smuggle them into the prison.



Underground note

Who am I?
nickname is "____"
families, that is why my
smuggle in ____ from their
jail, and I would even
underground ____ in
for 52 years I would visit the
I am a ____ from Jerusalem,

The rebellion movement

In order to coordinate the operations of resistance to the British, all of the underground movements decided to unite under one organization called "The Hebrew Rebellion Movement". Solve the exercise consisting of the symbols from the different movements to help the rebellion movement fulfill their destiny.

$$\begin{array}{c} \text{כנמח} \\ \text{כנמח} \end{array} + \begin{array}{c} \text{כנמח} \\ \text{כנמח} \end{array} = 8$$

$$\begin{array}{c} \text{כנמח} \\ \text{כנמח} \end{array} + \begin{array}{c} \text{כנמח} \\ \text{כנמח} \end{array} = 9$$

$$\text{O} + \begin{array}{c} \text{כנמח} \\ \text{כנמח} \end{array} + \begin{array}{c} \text{לחדי} \\ \text{לחדי} \end{array} = 19$$

$$\begin{array}{c} \text{לחדי} \\ \text{לחדי} \end{array} + \begin{array}{c} \text{כנמח} \\ \text{כנמח} \end{array} + \begin{array}{c} \text{אצ"ל} \\ \text{אצ"ל} \end{array} = 21$$

$$\begin{array}{c} \text{כנמח} \\ \text{כנמח} \end{array} + \begin{array}{c} \text{כנמח} \\ \text{כנמח} \end{array} + \begin{array}{c} \text{אצ"ל} \\ \text{אצ"ל} \end{array} = ?$$



צילום: מכון ד'בוטינסקי

How to Play?

Start at the beginning on the clue board



Go to the puzzle that matches the right clue

The rebellion movement

In order to coordinate the operations of resistance to the British, all of the underground movements decided to unite under one organization called "The Hebrew Rebellion Movement". Solve the exercise consisting of the symbols from the different movements to help the rebellion movement fulfill their destiny.

$\text{Candle} + \text{Candle} = 8$
 $\text{Candle} + \text{Candle} = 9$
 $\text{Candle} + \text{Candle} + \text{Candle} = 19$
 $\text{Candle} + \text{Candle} + \text{Candle} = 21$
 $\text{Candle} + \text{Candle} + \text{Candle} = ?$

Answer to the previous puzzle



After solving the puzzle - look for the answer in a different square on the clue board

871

Nachshon	November 29th
Exodus	MV Struma
Chana Senesh	Enzo Seren

Vayan a los barcos de los Maapilim (illegal immigrants)

Clue for the next puzzle

Location of the next puzzle



Go through each of the puzzles until you reach the answer to the biggest puzzle:

Which is the correct letter?



The Underground Mystery

Answer page (careful! There are spoilers on this page. Avoid looking at it unless you are very stuck).

The correct answers are written by the correct order of the solution:

Slik: To solve the riddle you must count the grenades, machine guns and long weapons. The rest of the weapons were meant to confuse you. On the hint board you will receive more weapons which you must add to the count according to the appropriate type. The correct sequence is the number of grenades (8), followed by the number of long weapons (6) and finally the number of machine guns (4).






The Acco (Acre) prison break: To solve the riddle, you must find the elements that appear on the hind board on the map. Next to every element on the map there will be a definition related to the prison break. Assembling the correct sequence of the symbols, according to the key added to the hint board, will create an exercise, and its solution is the answer.

The number of Etzel and Lehi prisoners who escaped (41) (minus)

The number of soldiers in the breach squad (34) (plus)

The date in May when the breach took place (40)=11

The rebellion movement: to solve the riddle, you must understand with the digits, what is the numeric value of each image, for the exercises to be correct. One of the images is missing, and you will receive it from the clue page, and place it in the right place. Each row is based on the solution from the preceding line, so that in the end you will understand that the value of the symbols is:

 Palmach=4,  Haganah=5,  Lehi=7,  Etzel=10,  half of the Palmach symbol=2.

And so the last exercise will be $2+5+10=17$. The answer is 17.

Ma'apilim ships: To solve the riddle, you must place the names of the ships which you received from the hint board, according to their placement on the board. After that, you must identify the identity of each ship, according to the definitions and reference pages, and draw a line in the correct order between the ships. Drawing the line correctly will create the number 5.

Night of the Bridges: To solve the riddle you must solve the maze and understand which character leads to which bridge. The three characters that appear on the hint board create the correct solution- 914.

Smuggling: To solve the riddle, you must mix the colors the of jam and connect the numbers that appear on them accordingly. On the hint board you will receive a sequence of jars in different colors- these colors must be created by mixing different colors of jars on the clue page. Mixing two colors of jam means adding the numbers (prices) on the jars. The correct sequence of the numbers matches the order of appearance of the jars on the clue page: Orange =9 (Consists of mixing Yellow=2, and Red=7), Light Blue =6 (Consists of mixing Blue=5, and White=1), Purple =12 (Consists of mixing Red=7 and Blue=5), and Green =7 (Consists of mixing Yellow=2 and Blue=5).

Underground Note: To solve the riddle you must first realize that the letter is written in mirror scripture. You must hold the page up to a mirror, and the text will be reflecting correctly. Then you must solve the riddle that appears in the letter. On the clue page will appear the missing words that will complete the letter. With the information pages, you can find the information that will help you solve the riddle. The complete riddle is: I am a Rabbi from Jerusalem, for 25 years I would visit the underground prisoners in jail, and I would even smuggle in notes from their families, that is why my nickname is "Father of the Prisoners". Who am I? The correct answer is of course Rabbi Aryeh Levin.

Once you received the answer Rabbi Aryeh Levin- look for it on the hint board and find out which is the letter you must take from the British commander's office.

That's the correct letter



The Acco (Acre) prison break

The Acco prison break was a raid operation executed by the Etzel (Irgun), on May 4th, 1947. During the operation, a group posed as a British engineering squad, breached the walls of the Acco prison and many prisoners who were imprisoned escaped. In front of you is a map of the prison and the old city of Acco, help the prisoners escape



The time (without the minutes) when the breach took place

A simple black silhouette of a man's head with a white beard and a small tuft of hair on top.

The date in May when the breach took place

A pair of black metal handcuffs with silver-colored metal ends.

The number of soldiers in the breach squad

A stylized orange and yellow explosion with radiating lines.

The number of Etzel and Lehi prisoners who escaped

A solid black circle.

The number of the month when the breach was planned

A yellow padlock with a silver-colored metal shackle.

The hour when the Etzel soldiers left for the operation

A green scale of justice with two silver-colored pans.

The number of Arab prisoners who escaped

A black silhouette of a person's head and shoulders.

Ma'apilim Ships (Illegal Immigrant Ships)

Ma'apilim were illegal Jewish immigrants who entered the land of Israel during the British mandate, mostly through the sea. The operation was organized by the Hebrew settlement. The various underground movements were at the center of the enterprise. All the immigrant ships wanted to reach the shores of Israel safely. Each ship approached the shore in a certain order.

First, entered a ship that was attacked by the British.

After that, a ship that had been sunken en route.

Immediately after that, came a ship named after a brave woman paratrooper.

Entering the waters next was a ship who's name is an important date for Israel.

Next in line is a ship named after the first person to jump into the Red Sea.

Last, approached the shore a ship bearing the name of a hero of Italian descent.



Hello to my fellow British commanders,
We are in the midst of days in which
we are attacked time
and time again by the members of
the underground in the Land of Israel.
This Tuesday, we will embark on a large operation
in which we will take over the secret "Slikim"
(weapon hideouts) belonging to the members
of the underground.

We know where each slik is located
and we are ready to attack it.
Prepare yourselves and your soldiers
and come to the British
headquarters at 5.00 PM,
from there we will leave in a convoy!

This letter must not fall in the hands
of the underground, protect it!

Good luck with the operation,
The British commander.

Night of the Bridges

In order to damage major supply routes of the British, the members of the underground movements planned an operation called "Night of the Bridges", during which eleven bridges were attacked along all the borders of Israel.

Help the soldiers get there and explode the bridges on time

